

# **Okaloosa County Tax Collector**

## **Tourist Development Tax October Tax Revenue Report**

**Fiscal Year 2014-2015**

Benjamin F. Anderson  
Okaloosa County Tax Collector

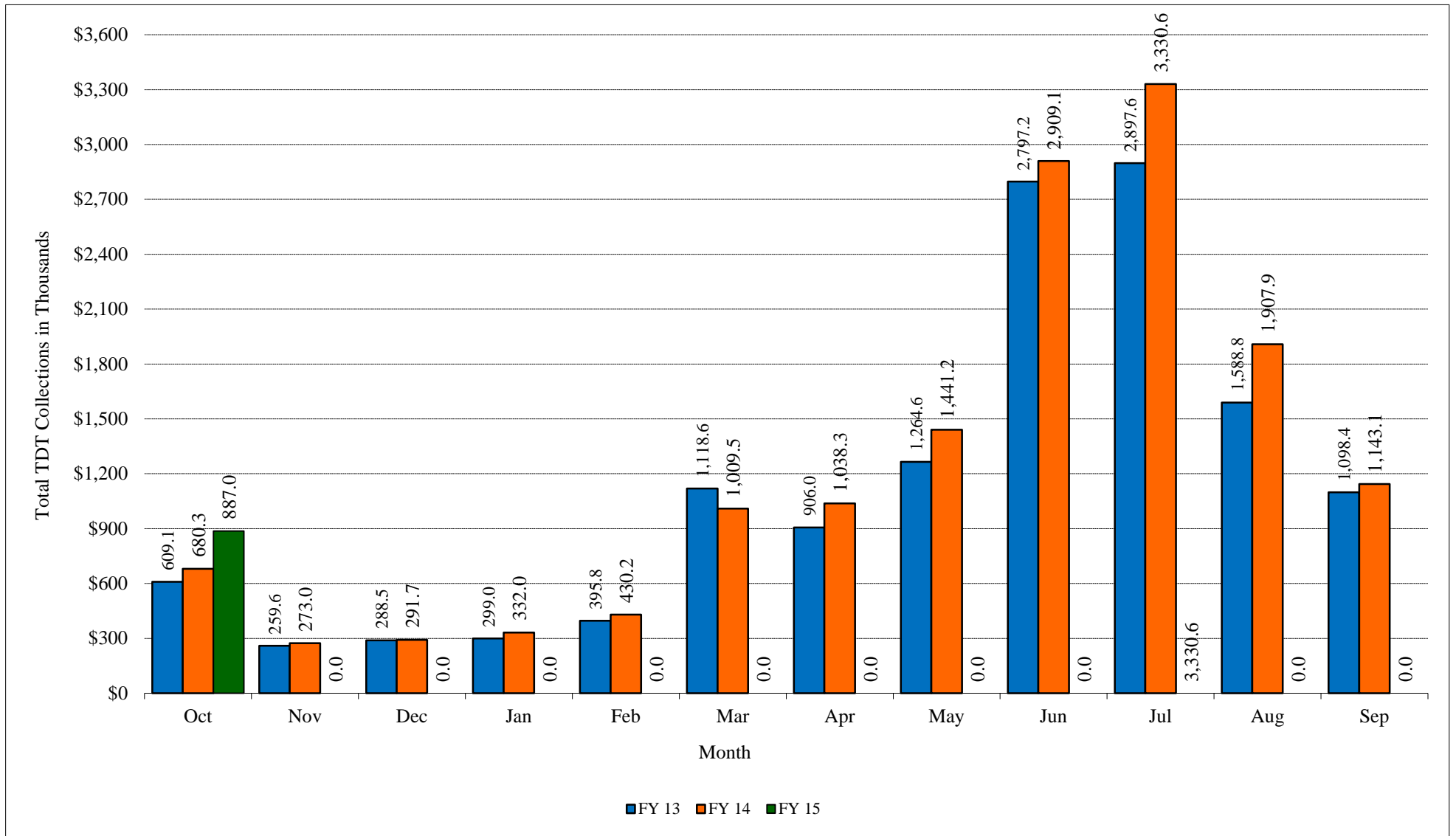
Prepared by:  
Joshua Allen  
Director of Field Services

## Total Historical TDT Collections and Percentage Breakdown FY 2010 - Current

Month	FY 2010	FY 2011	FY 2012	FY 2013	% (+/-) 2012-2013	FY 2014	% (+/-) 2013-2014	FY 2015	% (+/-) 2014-2015	Cum (+/-) 2014-2015
October	\$522,443.42	\$521,660.33	\$598,158.00	\$609,091.44	16.76%	\$680,330.93	11.70%	\$886,981.06	30.37%	30.37%
November	\$210,704.19	\$213,947.00	\$239,511.00	\$259,606.95	8.39%	\$273,038.26	5.17%			
December	\$235,157.23	\$217,922.30	\$289,595.00	\$288,498.30	-0.38%	\$291,672.28	1.10%			
January	\$285,996.44	\$256,775.00	\$297,124.03	\$298,995.38	0.63%	\$332,035.87	11.05%			
February	\$376,473.90	\$365,490.00	\$437,614.00	\$395,790.00	-9.56%	\$430,183.30	8.69%			
March	\$727,272.00	\$768,790.00	\$1,028,053.00	\$1,118,616.08	8.81%	\$1,009,474.61	-9.76%			
April	\$779,028.05	\$847,476.00	\$987,462.61	\$905,964.12	-8.25%	\$1,038,269.24	14.60%			
May	\$955,032.36	\$1,079,025.00	\$1,296,974.20	\$1,264,606.99	-2.50%	\$1,441,156.49	13.96%			
June	\$1,730,975.65	\$2,290,684.30	\$2,755,441.00	\$2,797,225.80	1.52%	\$2,909,098.89	4.00%			
July	\$1,483,002.44	\$2,749,706.99	\$2,755,052.00	\$2,897,646.65	5.18%	\$3,330,612.35	14.94%			
August	\$756,365.51	\$1,225,204.88	\$1,421,408.96	\$1,588,763.04	11.77%	\$1,907,946.18	20.09%			
September	\$700,746.00	\$1,028,530.00	\$1,067,149.50	\$1,098,414.84	2.93%	\$1,143,072.91	4.07%			
<b>Total</b>	\$8,763,197.19	\$11,565,211.80	\$13,173,543.30	\$13,523,219.59	2.65%	\$14,786,891.31	9.34%	\$886,981.06		

Amounts for September 2013 through current reported by the Okaloosa County Tax Collector's Office. All amounts prior to September 2013 reported by the Okaloosa County Clerk of Courts.

# Total Monthly TDT Collections FY 2013 - 2015



## TDT Rental Receipts and Amount Remitted by Rental Type / Tax Area October 2014

Rental Type	Gross Rental Receipts	Exempt Rental Receipts	Taxable Rental Receipts	5% of Taxable Rental Receipts	Adjustments	Penalty	Interest	Collection Allowance	Total Amount Remitted	Distribution to TDD/BCC	Tax Collector Commission
Condo	\$10,577,633.64	\$461,527.88	\$10,116,105.76	\$505,805.29	\$0.06	\$1,150.00	\$121.51	(\$3,153.39)	\$503,923.47	\$488,805.77	\$15,117.70
Hotel / Motel	\$5,309,051.47	\$374,803.60	\$4,934,247.87	\$246,712.39		\$0.00	\$0.00	(\$920.53)	\$245,791.86	\$238,418.10	\$7,373.76
Single Family Dwelling	\$1,770,163.65	\$19,078.09	\$1,751,085.56	\$87,554.28		\$50.00	\$0.02	(\$332.65)	\$87,271.65	\$84,653.50	\$2,618.15
Other	\$1,018,307.82	\$12,913.00	\$1,005,394.82	\$50,269.74		\$0.00	\$0.00	(\$275.66)	\$49,994.08	\$48,494.26	\$1,499.82
<b>Total</b>	<b>\$18,675,156.58</b>	<b>\$868,322.57</b>	<b>\$17,806,834.01</b>	<b>\$890,341.70</b>	<b>\$0.06</b>	<b>\$1,200.00</b>	<b>\$121.53</b>	<b>(\$4,682.23)</b>	<b>\$886,981.06</b>	<b>\$860,371.63</b>	<b>\$26,609.43</b>


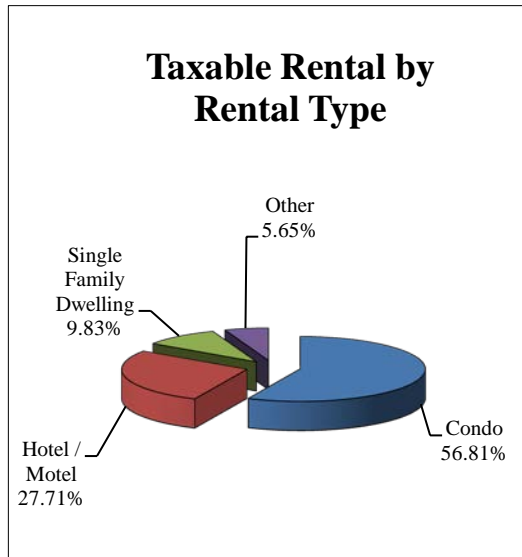

  

Tax Area	Gross Rental Receipts	Exempt Rental Receipts	Taxable Rental Receipts	5% of Taxable Rental Receipts	Adjustments	Penalty	Interest	Collection Allowance	Total Amount Remitted	Distribution to TDD/BCC	Tax Collector Commission
Destin	\$11,281,905.08	\$240,780.20	\$11,041,124.88	\$552,056.24	\$0.06	\$700.00	\$75.68	(\$3,300.63)	\$549,531.35	\$533,045.41	\$16,485.94
Okaloosa Island	\$6,656,143.40	\$519,450.57	\$6,136,692.83	\$306,834.64		\$450.00	\$44.95	(\$1,076.77)	\$306,252.82	\$297,065.24	\$9,187.58
Fort Walton Beach	\$737,108.10	\$108,091.80	\$629,016.30	\$31,450.82		\$50.00	\$0.90	(\$304.83)	\$31,196.89	\$30,260.98	\$935.91
<b>Total</b>	<b>\$18,675,156.58</b>	<b>\$868,322.57</b>	<b>\$17,806,834.01</b>	<b>\$890,341.70</b>	<b>\$0.06</b>	<b>\$1,200.00</b>	<b>\$121.53</b>	<b>(\$4,682.23)</b>	<b>\$886,981.06</b>	<b>\$860,371.63</b>	<b>\$26,609.43</b>

# Percentage of Gross Rental, Taxable Rental, Number of Units, and RevPAR by Rental Type October 2014

Rental Type	Gross Rental Receipts	%	Taxable Rental Receipts	%	Number of Units	%	RevPAR*
Condo	\$10,577,633.64	56.64%	\$10,116,105.76	56.81%	6,184	56.50%	\$55.18
Hotel / Motel	\$5,309,051.47	28.43%	\$4,934,247.87	27.71%	3,261	29.79%	\$52.52
Single Family Dwelling	\$1,770,163.65	9.48%	\$1,751,085.56	9.83%	613	5.60%	\$93.15
Other	\$1,018,307.82	5.45%	\$1,005,394.82	5.65%	888	8.11%	\$36.99
<b>Total</b>	<b>\$18,675,156.58</b>	<b>100.00%</b>	<b>\$17,806,834.01</b>	<b>100.00%</b>	<b>10,946</b>	<b>100.00%</b>	<b>\$55.04</b>


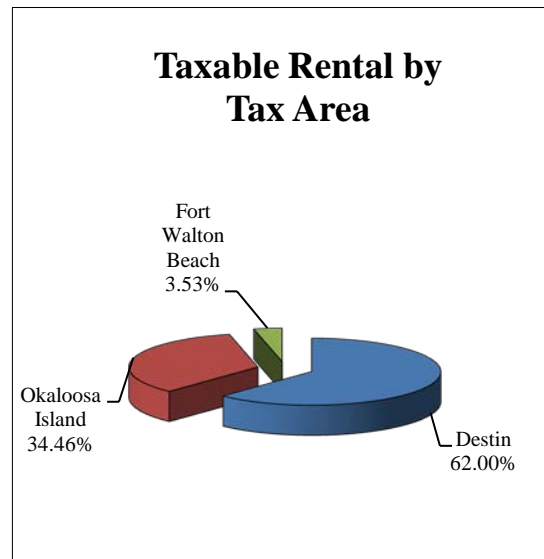
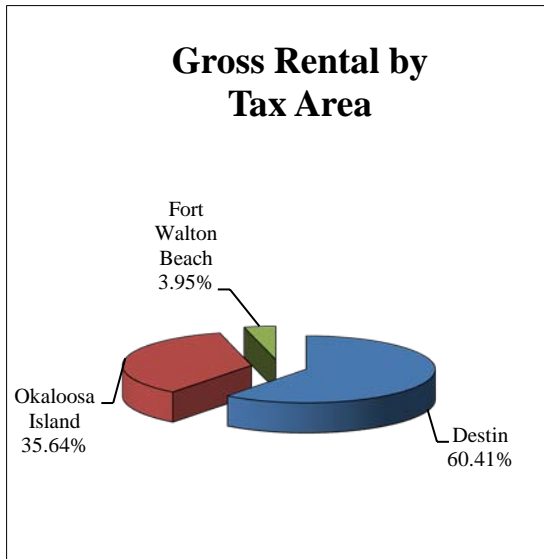
*\*Formula provided by Okaloosa County Tourist Development Dept. and does not reflect collection data from the Okaloosa County Tax Collector*



# Percentage of Gross Rental, Taxable Rental, Number of Units, and RevPAR by Tax Area October 2014

Tax Area	Gross Rental Receipts	%	Taxable Rental Receipts	%	Number of Units	%	RevPAR*
Destin	\$11,281,905.08	60.41%	\$11,041,124.88	62.00%	6,440	58.83%	\$56.51
Okaloosa Island	\$6,656,143.40	35.64%	\$6,136,692.83	34.46%	3,642	33.27%	\$58.96
Fort Walton Beach	\$737,108.10	3.95%	\$629,016.30	3.53%	864	7.89%	\$27.52
<b>Total</b>	<b>\$18,675,156.58</b>	<b>100.00%</b>	<b>\$17,806,834.01</b>	<b>100.00%</b>	<b>10,946</b>	<b>100.00%</b>	<b>\$55.04</b>

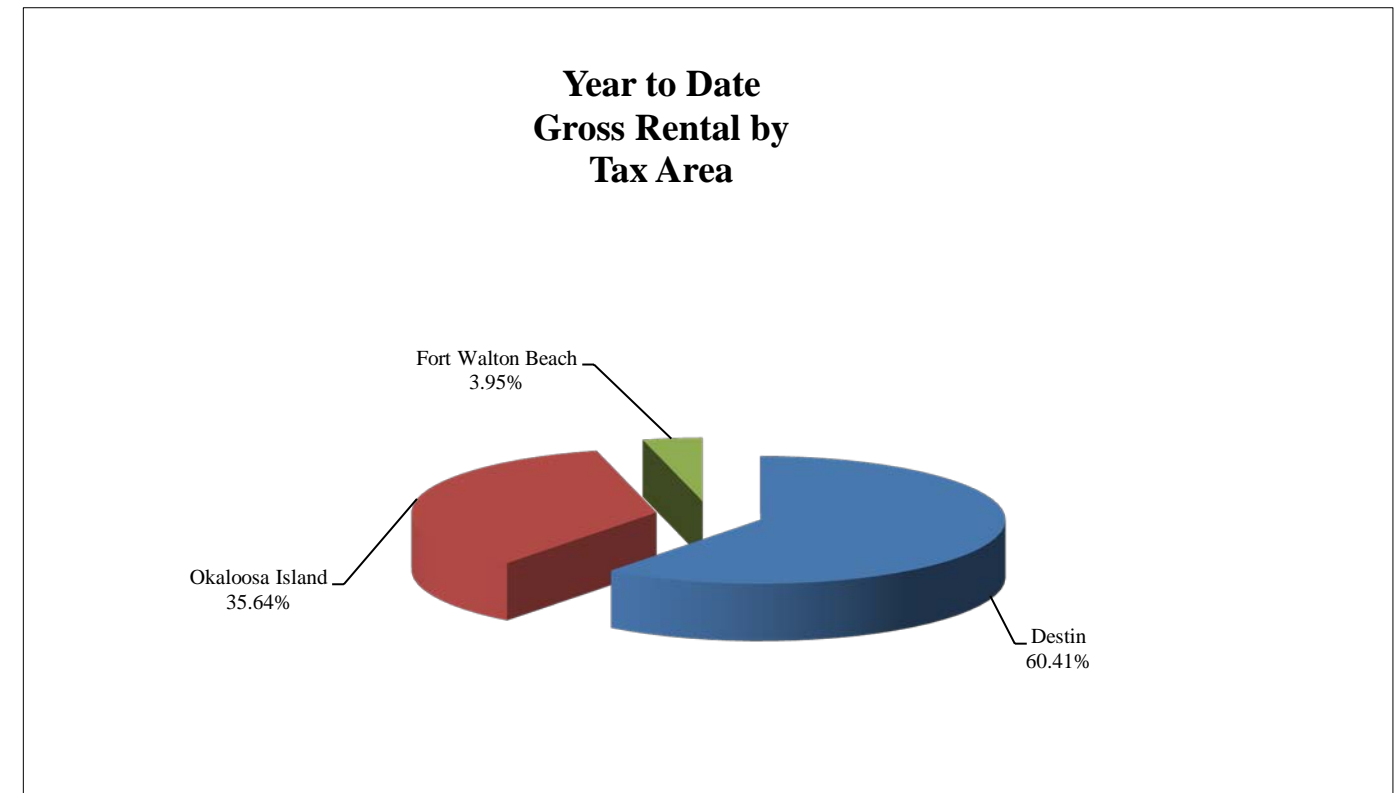
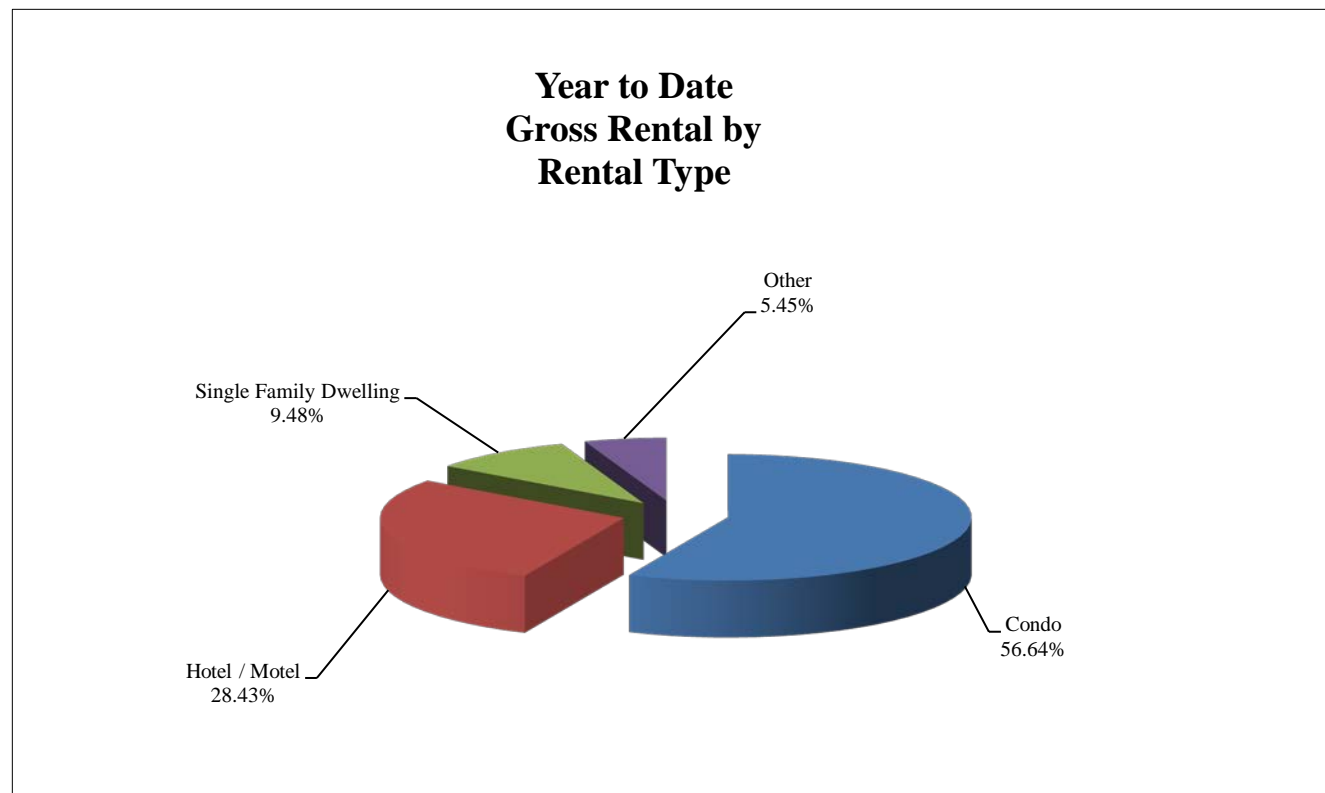
*\*Formula provided by Okaloosa County Tourist Development Dept. and does not reflect collection data from the Okaloosa County Tax Collector*



**Year to Date Percentage of Gross Rental Receipts**  
by Rental Type / Tax Area  
**FY 2015**

RENTAL TYPE	OCT 2014	NOV 2014	DEC 2014	JAN 2015	FEB 2015	MAR 2015	APR 2015	MAY 2015	JUNE 2015	JULY 2015	AUG 2015	SEPT 2015	YEAR TO DATE GROSS SALES
Condo	\$ 10,577,633.64												\$ 10,577,633.64
Hotel / Motel	\$ 5,309,051.47												\$ 5,309,051.47
Single Family Dwelling	\$ 1,770,163.65												\$ 1,770,163.65
Other	\$ 1,018,307.82												\$ 1,018,307.82
<b>Total</b>	\$ 18,675,156.58	\$ -	\$ -	\$ -	\$ -	\$ -	\$ -	\$ -	\$ -	\$ -	\$ -	\$ -	\$ 18,675,156.58

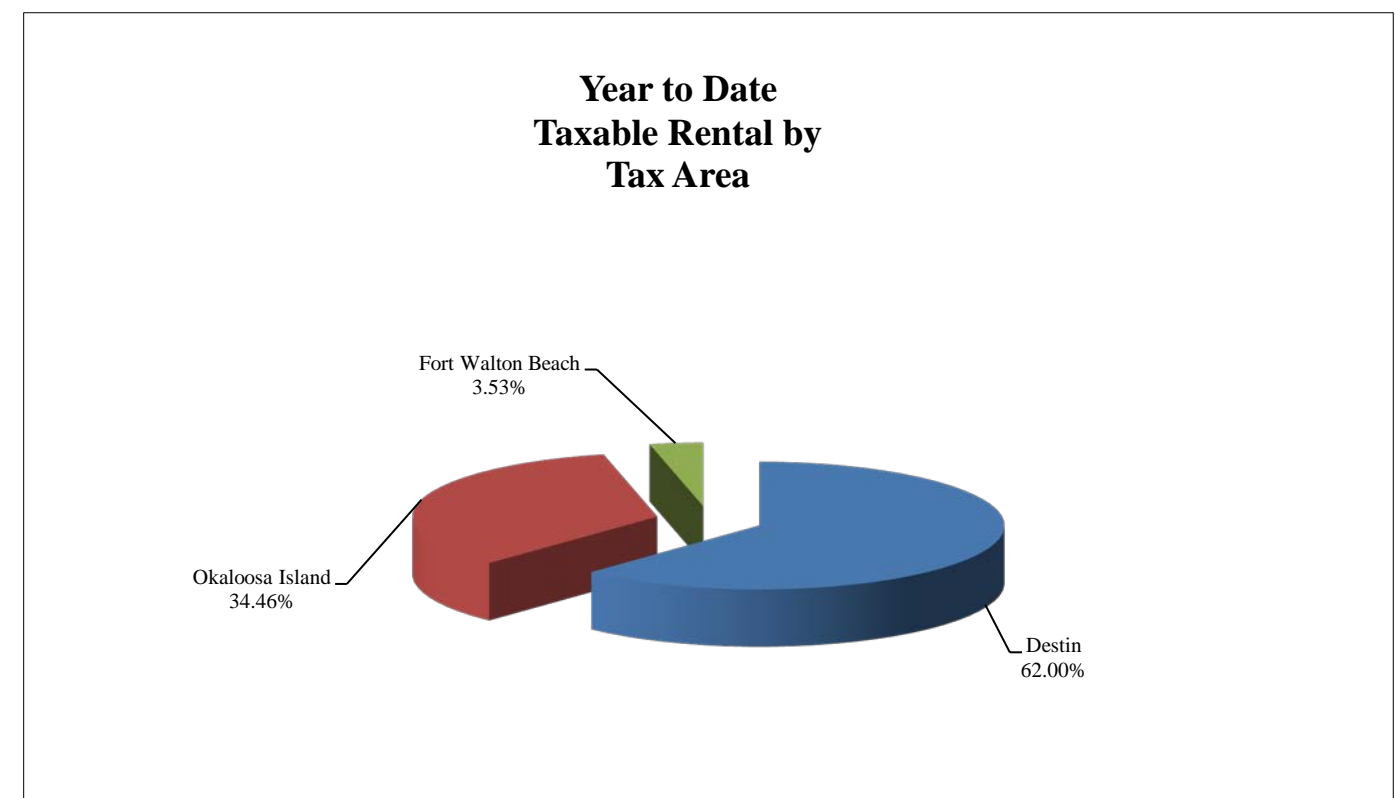
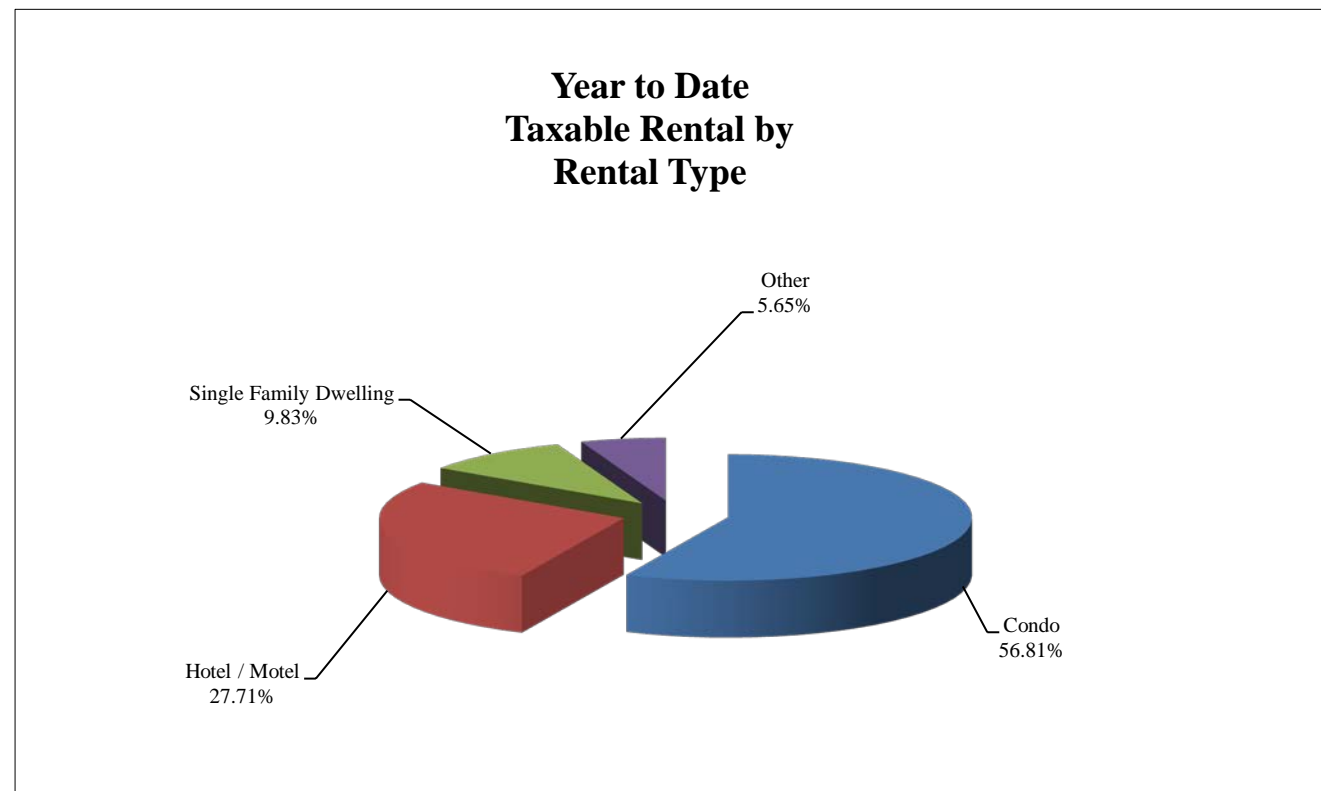
TAX AREA	OCT 2014	NOV 2014	DEC 2014	JAN 2015	FEB 2015	MAR 2015	APR 2015	MAY 2015	JUNE 2015	JULY 2015	AUG 2015	SEPT 2015	YEAR TO DATE GROSS SALES
Destin	\$ 11,281,905.08												\$ 11,281,905.08
Okaloosa Island	\$ 6,656,143.40												\$ 6,656,143.40
Fort Walton Beach	\$ 737,108.10												\$ 737,108.10
<b>Total</b>	\$ 18,675,156.58	\$ -	\$ -	\$ -	\$ -	\$ -	\$ -	\$ -	\$ -	\$ -	\$ -	\$ -	\$ 18,675,156.58



**Year to Date Percentage of Taxable Rental Receipts  
by Rental Type / Tax Area  
FY 2015**

RENTAL TYPE	OCT 2014	NOV 2014	DEC 2014	JAN 2015	FEB 2015	MAR 2015	APR 2015	MAY 2015	JUNE 2015	JULY 2015	AUG 2015	SEPT 2015	YEAR TO DATE TAXABLE RENTAL
Condo	\$ 10,116,105.76												\$ 10,116,105.76
Hotel / Motel	\$ 4,934,247.87												\$ 4,934,247.87
Single Family Dwelling	\$ 1,751,085.56												\$ 1,751,085.56
Other	\$ 1,005,394.82												\$ 1,005,394.82
<b>Total</b>	\$ 17,806,834.01	\$ -	\$ -	\$ -	\$ -	\$ -	\$ -	\$ -	\$ -	\$ -	\$ -	\$ -	\$ 17,806,834.01

TAX AREA	OCT 2014	NOV 2014	DEC 2014	JAN 2015	FEB 2015	MAR 2015	APR 2015	MAY 2015	JUNE 2015	JULY 2015	AUG 2015	SEPT 2015	YEAR TO DATE TAXABLE RENTAL
Destin	\$ 11,041,124.88												\$ 11,041,124.88
Okaloosa Island	\$ 6,136,692.83												\$ 6,136,692.83
Fort Walton Beach	\$ 629,016.30												\$ 629,016.30
<b>Total</b>	\$ 17,806,834.01	\$ -	\$ -	\$ -	\$ -	\$ -	\$ -	\$ -	\$ -	\$ -	\$ -	\$ -	\$ 17,806,834.01





## Total TDT Collections and Percentage Breakdown FY 2015

MONTH	TOTAL COLLECTIONS	FIRST %	SECOND %	THIRD %	FOURTH %	FIFTH %
October	\$ 886,981.06	\$ 177,396.21	\$ 177,396.21	\$ 177,396.21	\$ 177,396.21	\$ 177,396.21
November	\$ -	\$ -	\$ -	\$ -	\$ -	\$ -
December	\$ -	\$ -	\$ -	\$ -	\$ -	\$ -
January	\$ -	\$ -	\$ -	\$ -	\$ -	\$ -
February	\$ -	\$ -	\$ -	\$ -	\$ -	\$ -
March	\$ -	\$ -	\$ -	\$ -	\$ -	\$ -
April	\$ -	\$ -	\$ -	\$ -	\$ -	\$ -
May	\$ -	\$ -	\$ -	\$ -	\$ -	\$ -
June	\$ -	\$ -	\$ -	\$ -	\$ -	\$ -
July	\$ -	\$ -	\$ -	\$ -	\$ -	\$ -
August	\$ -	\$ -	\$ -	\$ -	\$ -	\$ -
September	\$ -	\$ -	\$ -	\$ -	\$ -	\$ -
<b>Total</b>	\$ 886,981.06	\$ 177,396.21	\$ 177,396.21	\$ 177,396.21	\$ 177,396.21	\$ 177,396.21

\*Percentage breakdown per Okaloosa County Ordinance No. 13-20, Sec. 20-72 (d)