

Okaloosa County Tax Collector

Tourist Development Tax November Tax Revenue Report

Fiscal Year 2014-2015

Benjamin F. Anderson
Okaloosa County Tax Collector

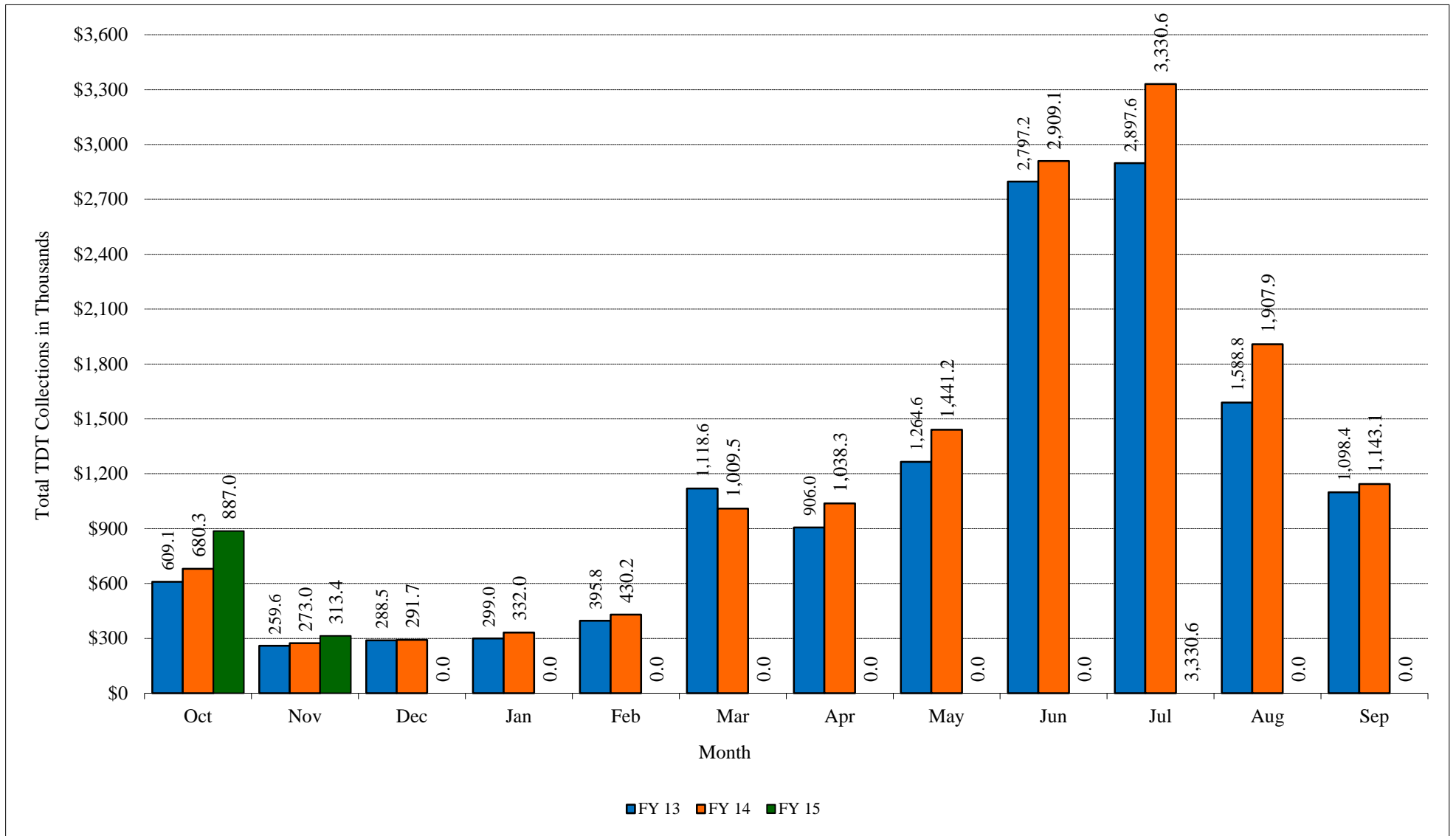
Prepared by:
Joshua Allen
Director of Field Services

Total Historical TDT Collections and Percentage Breakdown FY 2010 - Current

Month	FY 2010	FY 2011	FY 2012	FY 2013	% (+/-) 2012-2013	FY 2014	% (+/-) 2013-2014	FY 2015	% (+/-) 2014-2015	Cum (+/-) 2014-2015
October	\$522,443.42	\$521,660.33	\$598,158.00	\$609,091.44	16.76%	\$680,330.93	11.70%	\$886,981.06	30.37%	30.37%
November	\$210,704.19	\$213,947.00	\$239,511.00	\$259,606.95	8.39%	\$273,038.26	5.17%	\$313,442.31	14.80%	25.91%
December	\$235,157.23	\$217,922.30	\$289,595.00	\$288,498.30	-0.38%	\$291,672.28	1.10%			
January	\$285,996.44	\$256,775.00	\$297,124.03	\$298,995.38	0.63%	\$332,035.87	11.05%			
February	\$376,473.90	\$365,490.00	\$437,614.00	\$395,790.00	-9.56%	\$430,183.30	8.69%			
March	\$727,272.00	\$768,790.00	\$1,028,053.00	\$1,118,616.08	8.81%	\$1,009,474.61	-9.76%			
April	\$779,028.05	\$847,476.00	\$987,462.61	\$905,964.12	-8.25%	\$1,038,269.24	14.60%			
May	\$955,032.36	\$1,079,025.00	\$1,296,974.20	\$1,264,606.99	-2.50%	\$1,441,156.49	13.96%			
June	\$1,730,975.65	\$2,290,684.30	\$2,755,441.00	\$2,797,225.80	1.52%	\$2,909,098.89	4.00%			
July	\$1,483,002.44	\$2,749,706.99	\$2,755,052.00	\$2,897,646.65	5.18%	\$3,330,612.35	14.94%			
August	\$756,365.51	\$1,225,204.88	\$1,421,408.96	\$1,588,763.04	11.77%	\$1,907,946.18	20.09%			
September	\$700,746.00	\$1,028,530.00	\$1,067,149.50	\$1,098,414.84	2.93%	\$1,143,072.91	4.07%			
Total	\$8,763,197.19	\$11,565,211.80	\$13,173,543.30	\$13,523,219.59	2.65%	\$14,786,891.31	9.34%	\$1,200,423.37		

Amounts for September 2013 through current reported by the Okaloosa County Tax Collector's Office. All amounts prior to September 2013 reported by the Okaloosa County Clerk of Courts.

Total Monthly TDT Collections FY 2013 - 2015



TDT Rental Receipts and Amount Remitted by Rental Type / Tax Area November 2014


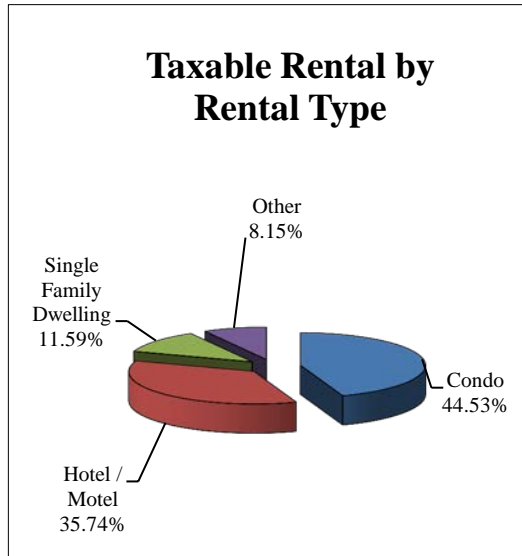

Rental Type	Gross Rental Receipts	Exempt Rental Receipts	Taxable Rental Receipts	5% of Taxable Rental Receipts	Adjustments	Penalty	Interest	Collection Allowance	Total Amount Remitted	Distribution to TDD/BCC	Tax Collector Commission
Condo	\$3,314,396.56	\$427,715.99	\$2,886,680.57	\$144,334.03		\$2,002.95	\$170.53	(\$1,831.44)	\$144,676.07	\$140,335.79	\$4,340.28
Hotel / Motel	\$2,498,008.86	\$181,230.05	\$2,316,778.81	\$115,838.94		\$0.00	\$0.00	(\$837.12)	\$115,001.82	\$111,551.77	\$3,450.05
Single Family Dwelling	\$767,828.54	\$16,670.76	\$751,157.78	\$37,557.89	(\$10,073.52)	\$80.13	\$1.08	(\$14.18)	\$27,551.40	\$26,724.86	\$826.54
Other	\$537,906.74	\$9,489.00	\$528,417.74	\$26,420.88		\$0.00	\$0.00	(\$207.86)	\$26,213.02	\$25,426.62	\$786.40
Total	\$7,118,140.70	\$635,105.80	\$6,483,034.90	\$324,151.74	(\$10,073.52)	\$2,083.08	\$171.61	(\$2,890.60)	\$313,442.31	\$304,039.04	\$9,403.27

Tax Area	Gross Rental Receipts	Exempt Rental Receipts	Taxable Rental Receipts	5% of Taxable Rental Receipts	Adjustments	Penalty	Interest	Collection Allowance	Total Amount Remitted	Distribution to TDD/BCC	Tax Collector Commission
Destin	\$4,510,548.44	\$318,807.87	\$4,191,740.57	\$209,587.02	(\$10,073.52)	\$1,006.62	\$70.27	(\$1,957.96)	\$198,632.43	\$192,673.46	\$5,958.97
Okaloosa Island	\$2,184,402.10	\$273,464.11	\$1,910,937.99	\$95,546.90		\$996.33	\$100.26	(\$693.10)	\$95,950.39	\$93,071.88	\$2,878.51
Fort Walton Beach	\$423,190.16	\$42,833.82	\$380,356.34	\$19,017.82		\$80.13	\$1.08	(\$239.54)	\$18,859.49	\$18,293.70	\$565.79
Total	\$7,118,140.70	\$635,105.80	\$6,483,034.90	\$324,151.74	(\$10,073.52)	\$2,083.08	\$171.61	(\$2,890.60)	\$313,442.31	\$304,039.04	\$9,403.27

Percentage of Gross Rental, Taxable Rental, Number of Units, and RevPAR by Rental Type November 2014

Rental Type	Gross Rental Receipts	%	Taxable Rental Receipts	%	Number of Units	%	RevPAR*
Condo	\$3,314,396.56	46.56%	\$2,886,680.57	44.53%	6,193	56.54%	\$17.84
Hotel / Motel	\$2,498,008.86	35.09%	\$2,316,778.81	35.74%	3,261	29.77%	\$25.53
Single Family Dwelling	\$767,828.54	10.79%	\$751,157.78	11.59%	612	5.59%	\$41.82
Other	\$537,906.74	7.56%	\$528,417.74	8.15%	887	8.10%	\$20.21
Total	\$7,118,140.70	100.00%	\$6,483,034.90	100.00%	10,953	100.00%	\$21.66

**Formula provided by Okaloosa County Tourist Development Dept. and does not reflect collection data from the Okaloosa County Tax Collector*

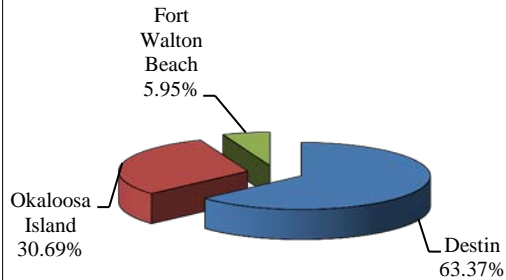


Percentage of Gross Rental, Taxable Rental, Number of Units, and RevPAR by Tax Area November 2014

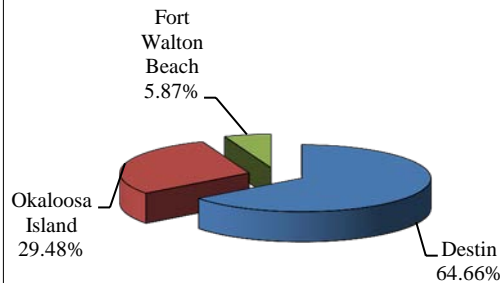
Tax Area	Gross Rental Receipts	%	Taxable Rental Receipts	%	Number of Units	%	RevPAR*
Destin	\$4,510,548.44	63.37%	\$4,191,740.57	64.66%	6,454	58.92%	\$23.30
Okaloosa Island	\$2,184,402.10	30.69%	\$1,910,937.99	29.48%	3,635	33.19%	\$20.03
Fort Walton Beach	\$423,190.16	5.95%	\$380,356.34	5.87%	864	7.89%	\$16.33
Total	\$7,118,140.70	100.00%	\$6,483,034.90	100.00%	10,953	100.00%	\$21.66

**Formula provided by Okaloosa County Tourist Development Dept. and does not reflect collection data from the Okaloosa County Tax Collector*

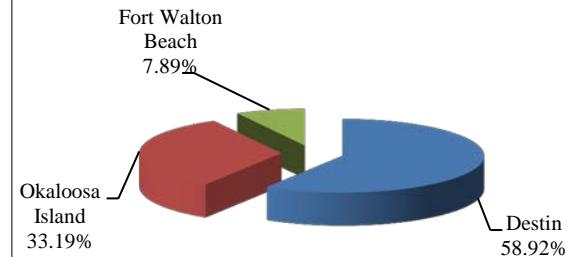
Gross Rental by Tax Area



Taxable Rental by Tax Area



Number of Units by Tax Area

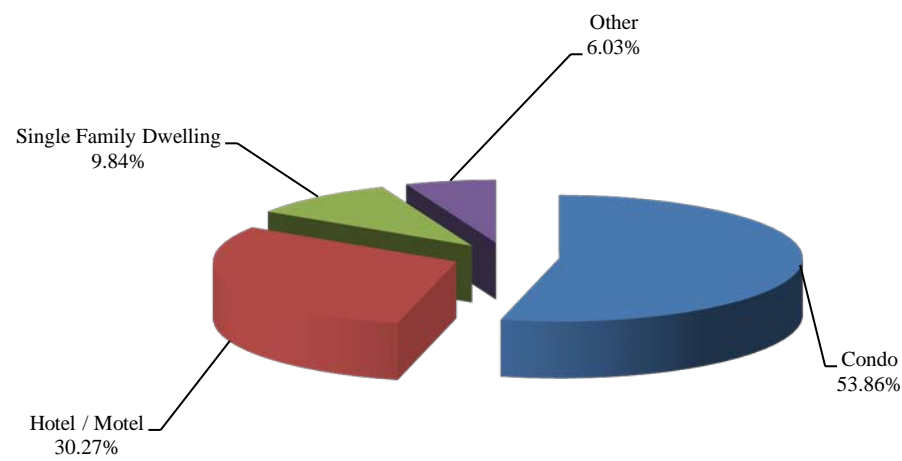


Year to Date Percentage of Gross Rental Receipts by Rental Type / Tax Area FY 2015

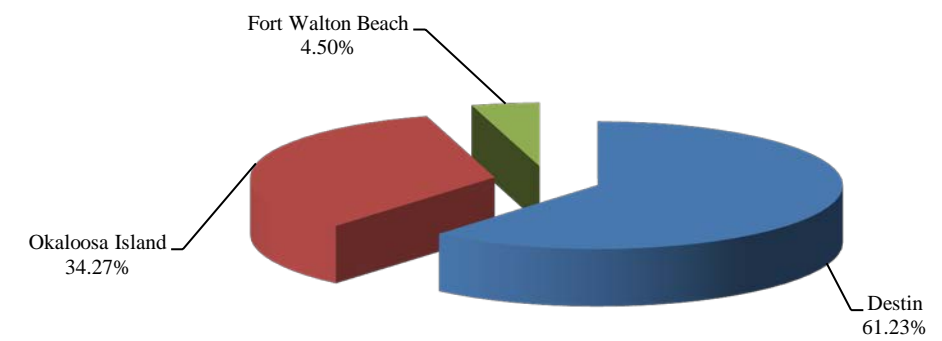
RENTAL TYPE	OCT 2014	NOV 2014	DEC 2014	JAN 2015	FEB 2015	MAR 2015	APR 2015	MAY 2015	JUNE 2015	JULY 2015	AUG 2015	SEPT 2015	YEAR TO DATE GROSS SALES
Condo	\$ 10,577,633.64	3,314,396.56											\$ 13,892,030.20
Hotel / Motel	\$ 5,309,051.47	2,498,008.86											\$ 7,807,060.33
Single Family Dwelling	\$ 1,770,163.65	767,828.54											\$ 2,537,992.19
Other	\$ 1,018,307.82	537,906.74											\$ 1,556,214.56
Total	\$ 18,675,156.58	\$ 7,118,140.70	\$ -	\$ -	\$ -	\$ -	\$ -	\$ -	\$ -	\$ -	\$ -	\$ -	\$ 25,793,297.28

TAX AREA	OCT 2014	NOV 2014	DEC 2014	JAN 2015	FEB 2015	MAR 2015	APR 2015	MAY 2015	JUNE 2015	JULY 2015	AUG 2015	SEPT 2015	YEAR TO DATE GROSS SALES
Destin	\$ 11,281,905.08	4,510,548.44											\$ 15,792,453.52
Okaloosa Island	\$ 6,656,143.40	2,184,402.10											\$ 8,840,545.50
Fort Walton Beach	\$ 737,108.10	423,190.16											\$ 1,160,298.26
Total	\$ 18,675,156.58	\$ 7,118,140.70	\$ -	\$ -	\$ -	\$ -	\$ -	\$ -	\$ -	\$ -	\$ -	\$ -	\$ 25,793,297.28

**Year to Date
Gross Rental by
Rental Type**



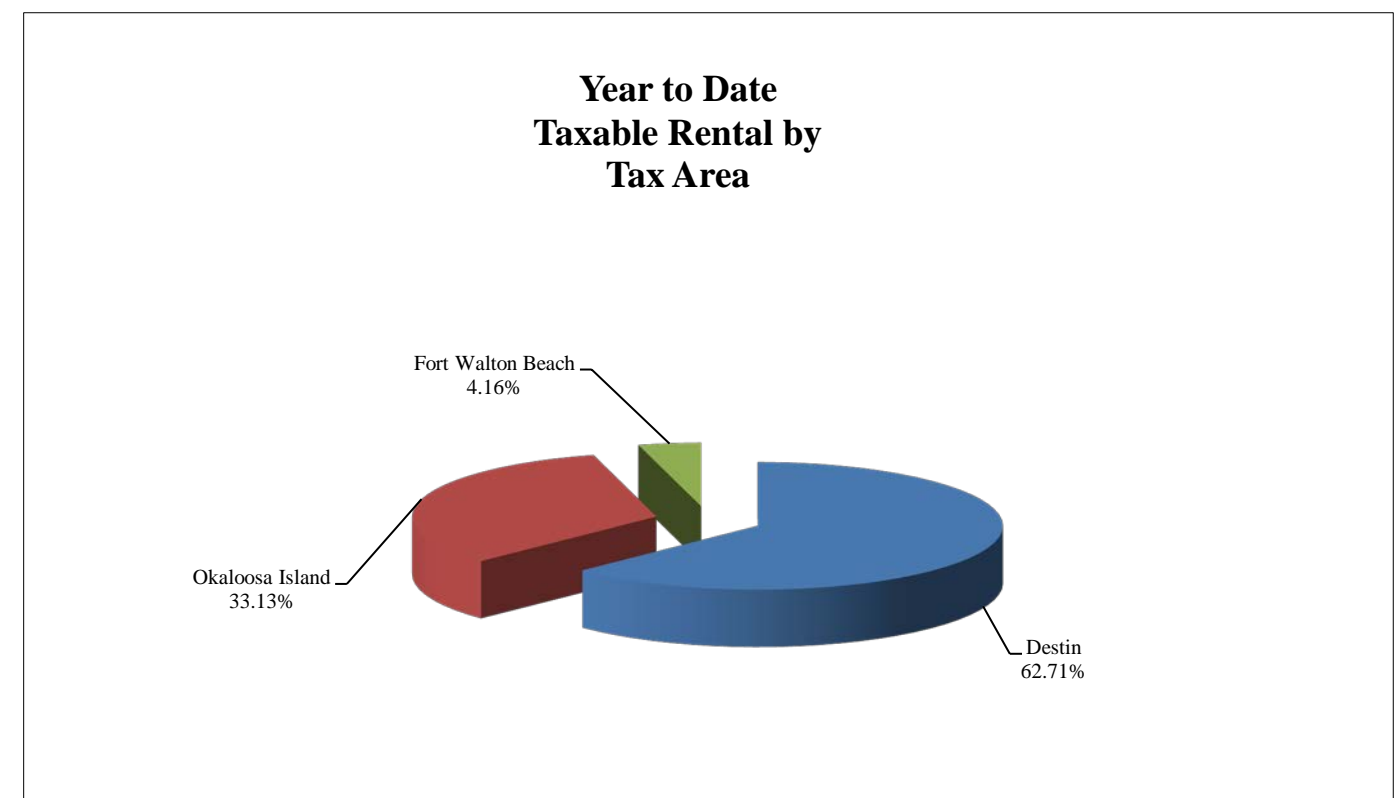
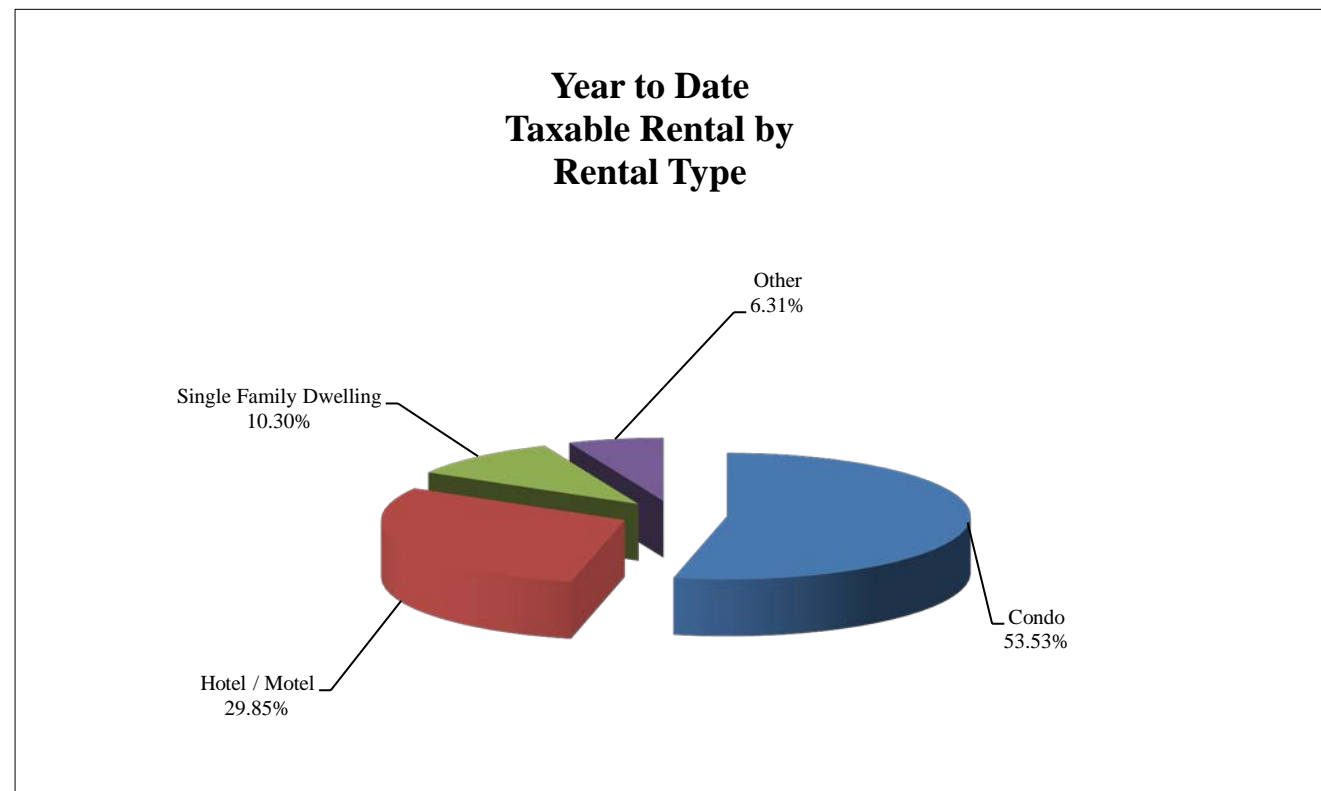
**Year to Date
Gross Rental by
Tax Area**



Year to Date Percentage of Taxable Rental Receipts
by Rental Type / Tax Area
FY 2015

RENTAL TYPE	OCT 2014	NOV 2014	DEC 2014	JAN 2015	FEB 2015	MAR 2015	APR 2015	MAY 2015	JUNE 2015	JULY 2015	AUG 2015	SEPT 2015	YEAR TO DATE TAXABLE RENTAL
Condo	\$ 10,116,105.76	2,886,680.57											\$ 13,002,786.33
Hotel / Motel	\$ 4,934,247.87	2,316,778.81											\$ 7,251,026.68
Single Family Dwelling	\$ 1,751,085.56	751,157.78											\$ 2,502,243.34
Other	\$ 1,005,394.82	528,417.74											\$ 1,533,812.56
Total	\$ 17,806,834.01	\$ 6,483,034.90	\$ -	\$ -	\$ -	\$ -	\$ -	\$ -	\$ -	\$ -	\$ -	\$ -	\$ 24,289,868.91

TAX AREA	OCT 2014	NOV 2014	DEC 2014	JAN 2015	FEB 2015	MAR 2015	APR 2015	MAY 2015	JUNE 2015	JULY 2015	AUG 2015	SEPT 2015	YEAR TO DATE TAXABLE RENTAL
Destin	\$ 11,041,124.88	4,191,740.57											\$ 15,232,865.45
Okaloosa Island	\$ 6,136,692.83	1,910,937.99											\$ 8,047,630.82
Fort Walton Beach	\$ 629,016.30	380,356.34											\$ 1,009,372.64
Total	\$ 17,806,834.01	\$ 6,483,034.90	\$ -	\$ -	\$ -	\$ -	\$ -	\$ -	\$ -	\$ -	\$ -	\$ -	\$ 24,289,868.91



Total TDT Collections and Percentage Breakdown FY 2015

MONTH	TOTAL COLLECTIONS	FIRST %	SECOND %	THIRD %	FOURTH %	FIFTH %
October	\$ 886,981.06	\$ 177,396.21	\$ 177,396.21	\$ 177,396.21	\$ 177,396.21	\$ 177,396.21
November	\$ 313,442.31	\$ 62,688.46	\$ 62,688.46	\$ 62,688.46	\$ 62,688.46	\$ 62,688.46
December	\$ -	\$ -	\$ -	\$ -	\$ -	\$ -
January	\$ -	\$ -	\$ -	\$ -	\$ -	\$ -
February	\$ -	\$ -	\$ -	\$ -	\$ -	\$ -
March	\$ -	\$ -	\$ -	\$ -	\$ -	\$ -
April	\$ -	\$ -	\$ -	\$ -	\$ -	\$ -
May	\$ -	\$ -	\$ -	\$ -	\$ -	\$ -
June	\$ -	\$ -	\$ -	\$ -	\$ -	\$ -
July	\$ -	\$ -	\$ -	\$ -	\$ -	\$ -
August	\$ -	\$ -	\$ -	\$ -	\$ -	\$ -
September	\$ -	\$ -	\$ -	\$ -	\$ -	\$ -
Total	\$ 1,200,423.37	\$ 240,084.67	\$ 240,084.67	\$ 240,084.67	\$ 240,084.67	\$ 240,084.67

*Percentage breakdown per Okaloosa County Ordinance No. 13-20, Sec. 20-72 (d)